

COLD FORGED CASTER RIGS

RWM's 46 series are manufactured from hot rolled pickled steel designated C1015. This steel has a higher tensile strength than the steel used in stamped casters. The cold forging process applies enough force to the parts to cause the molecules of metal to flow to points of greater strength. The cold forging process also refines the grain structure of the steel to produce deep smooth coined ball races which do not require machining.

While cold forging hardens the raceway to a certain extent, To provide greater strength, RWM case hardens all raceways of our cold forged casters. This process provides longer wearing and easier swiveling casters.

Cold forging provides a caster with strength and economy in a single product. The strength and endurance of the cold forged casters approach that of a hot forged caster. Due to their strength, the cold forged casters are used for many applications which hot forged casters were formerly required.

HOT FORGED CASTERS

RWM's 95 series is a hot forged caster. The hot forged caster design does provide some advantages over cold forged casters when they are built right. Hot forged casters are manufactured from medium carbon steel known as C1045. The increased carbon in this steel causes the metal to be harder, gives it greater tensile strength, and enables the metal to be subjected to heat hardening processes.

The advantages of hot forging are that a stronger steel can be forged into the desired shape, deeper parts can be formed, and the grain structure of the metal can be controlled to flow in the desired direction to give optimum strength to the parts.

The disadvantages of the hot forging process are that close tolerances cannot be obtained and smooth finishes cannot be controlled unless the parts are machined. Additionally, the machined parts are of no advantage over cold forged parts unless they are hardened. RWM flame hardens its hot forged caster ball raceways which gives the raceways longer wearing characteristics and still leaves the forged metal in a tough state without stress risers. The hardness of hot forged flame hardened raceways is 550 Brinell vs. 500 Brinell of cold forged raceways.

PROBLEMS WITH KINGPIN CASTERS

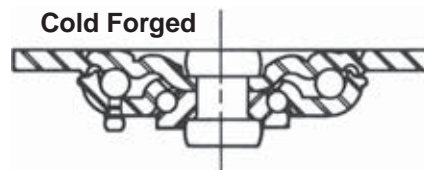
In most industrial applications, the probability exists that in normal operation the castered equipment will have to pass over cracks in the floor, door sills, elevator entrances, and other floor obstructions. The angle and force at which a caster strikes an obstruction will have a definite effect upon the wear and durability of the caster rig.

Factors which contribute to metal fatigue and failure are weight, speed, and obstructions. The higher these factors become, the stronger the caster must be to give a reasonable service life. Unfortunately, kingpin-style casters eventually fail in the above conditions.

HOW FAILURE OCCURS

There are two forces that continually act upon the caster. The direct force and the thrust force. These forces increase several times in magnitude whenever the caster receives a shock by hitting an object such as a door sill or by movement over a broken concrete surface. When this occurs, practically the entire load is supported on the rear portion of the bearing due to the lead or offset built into the caster. Less than five steel balls in each race, the load and thrust race, carry the entire load. The thrust forces transmitted to the caster try to rip off the yoke in the counterclockwise direction. The rivet is the only thing that keeps the yoke intact with the top plate. The thrust force is transmitted to the front part of the kingpin. Again, one small area must do all the work. **Overstressing results in the failure of the kingpin** or bending of the metal around the kingpin to the point where the caster is no longer usable.

These problems occur with all kingpin-style casters eventually. Not only those made by RWM, but by our competitors as well.



HEAVY DUTY CASTERS

SOLVING KINGPIN FAILURES WITH RWM'S UNIQUE KINGPINLESS DESIGN

RWM provides a series of casters, our 65 through 125 series that are different than any other caster on the market today. These casters are Kingpinless™. The major factors that differentiates the Kingpinless™ casters from all the other casters is, it has no kingpin. A cross-sectional view of the RWM Kingpinless casters is shown below. The illustrations show the bearing construction of each raceway. The illustrations also show RWM's patented raceway design.

The single row of balls perform a multiple function. They act as (1) the load carrying bearing, (2) the thrust bearing, and (3) they maintain the yoke in tight rolling contact with the inner race and top plate.

KINGPINLESS CONSTRUCTION

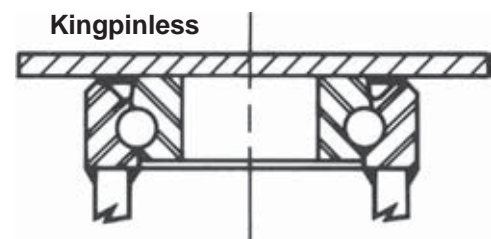
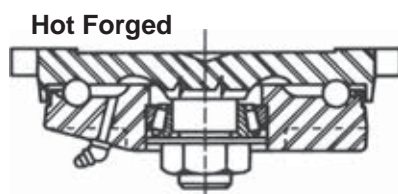
The raceway is machined from bar stock steel with RWM's patented offset raceway configuration. This eliminates any condition of the balls having point contact with the raceways and therefore, avoids ball indentation (brinelling) to the raceways. The large load bearing diameters eliminate the need for heavy forged construction. In addition, the raceways are completely case hardened to further extend the life of the caster, a process many manufacturers choose to skip in order to cut costs. The rig consists of three main parts: the top plate, the inside race, and the outside race/yoke. The minimum number of parts allows for simplified assembly procedures, and greater flexibility in size configurations. Also, there are fewer parts to wear out in the kingpinless design as compared to the competitive kingpin-style casters.

WHY IT'S A SUPERIOR DESIGN

In direct static loading, as a load is placed on the caster, the forces are initially transmitted to the rearward balls. Due to the fact that the balls ride on an incline, they tend to climb up the incline. This pulls the yoke to the rear of the caster. As this occurs, part of the load is transmitted around the bearing to the front of the caster. This gives distribution of the load over the entire swivel bearing instead of just on the rear balls. When thrust forces occur as when the caster is swiveled or hits an obstruction, these forces will push the yoke backwards in an attempt to rotate the yoke. The yoke is pulled down on the front part of the bearing and pushed up in the back. In this way the thrust is distributed over the entire bearing.

BENEFITS OF KINGPINLESS DESIGN

- Reduction in caster failure
- Greater caster service life
- Easier swivel motion
- Eliminates kingpin tightening and maintenance
- Reduces caster shimmy and shake



HEAVY DUTY CASTERS

RWM 75 SERIES

FEATURES

- SWIVEL DESIGN: Patented Kingpinless Single Ball Precision Machined Raceway Hardened to 50 Rockwell 'C'. Swivel Section Features a 3" Diameter Raceway with 1/2" Ball Bearings.
- TOP PLATE: 5/16" Steel
- LEGS: 5/16" formed Steel
- FINISH: Laguna Blue Paint
- AXLE: 3/4" Bolt and Lock Nut

OPTIONS


- DSL Demountable Swivel Lock
- HT High Temperature Lubrication
- IRS Inner Race Seal
- LT Low Temperature Lubrication
- NY Notched Yoke
- SL 4 - Position Swivel Lock
- SR Sealed Swivel
- TG Thread Guards
- WB Wheel Brake
- WS Wheel Seals
- ZP Zinc Plated
- TRB Tapered Roller Bearings

See Mounting Options Below



FCB Cam Brake

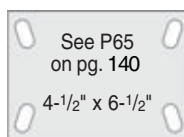
See brake section on pgs. 46 - 47



75-UIR-0825-S

Incorporating its unique and patented kingpinless design this caster is built to take continuous punishment from the toughest industrial applications. The kingpinless design provides superior swivel action with a single row of ball bearings rolling in a mirror smooth and hardened raceway. This series of casters offers improved swivel action, longer service life, reduced maintenance costs and down time and improved productivity. Roller bearings are standard, see page 73 to determine the best bearing for your application.

Mounting Options



Standard
Plate

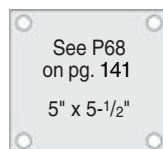


Plate Option
43

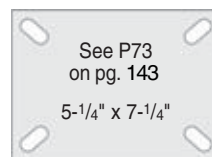


Plate Option
76

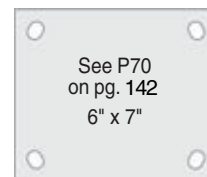


Plate Option
90

HEAVY DUTY CASTERS

RWM 75 SERIES

WHEEL DIA.	TREAD WIDTH	DYNAMIC LOAD	PART #		WHEEL MATERIAL	SWIVEL RADIUS	LOAD HEIGHT				
			SWIVEL	RIGID							
5"	2-1/2"	2,000 lbs.	75-CIR-0525-S	75-CIR-0525-R	Cast Iron · Roller Bearing	4-1/8"	6-1/2"				
		1,600 lbs.	75-DUR-0625-S	75-DUR-0625-R	Durastan (Phenolic)						
		1,620 lbs.	75-UIR-0625-S	75-UIR-0625-R	Polyurethane on Iron						
		1,800 lbs.	75-CIR-0625-S	75-CIR-0625-R	Cast Iron · Roller Bearing						
		2,300 lbs.	75-GTB-0625-S	75-GTB-0625-R	Ergo GT (Solid Elastomer) · PBB*						
		2,500 lbs.	75-VIR-0625-S	75-VIR-0625-R	V-Groove Iron						
	6"	2-1/2"	4,000 lbs.	75-FSR-0625-S	75-FSR-0625-R		Forged Steel				
			3"	2,000 lbs.	75-DUR-0630-S		75-DUR-0630-R	Durastan (Phenolic)			
				2,500 lbs.	75-UIR-0630-S		75-UIR-0630-R	Polyurethane on Iron			
				3,000 lbs.	75-DLR-0630-S		75-DLR-0630-R	Laminated Durastan (Phenolic)			
				3,000 lbs.	75-CIR-0630-S		75-CIR-0630-R	Cast Iron			
				6,000 lbs.	75-VFR-0630-S		75-VFR-0630-R	V-Groove Forged			
	75-FSR-0630-S	75-FSR-0630-R			Forged Steel						
	8"	2-1/2"	1,800 lbs.	75-CIR-0825-S	75-CIR-0825-R		Cast Iron	6-1/16"	10-1/8"		
			2,000 lbs.	75-DUR-0825-S	75-DUR-0825-R		Durastan (Phenolic)				
				75-UIR-0825-S	75-UIR-0825-R		Polyurethane on Iron				
			2,400 lbs.	75-GTB-0825-S	75-GTB-0825-R		Ergo GT (Solid Elastomer) · PBB*				
			3,000 lbs.	75-VIR-0825-S	75-VIR-0825-R		V-Groove Iron				
4,000 lbs.			75-FSR-0825-S	75-FSR-0825-R	Forged Steel						
3"		1,600 lbs.	75-UOR-0830-S	75-UOR-0830-R	Omega Polyurethane						
		2,500 lbs.	75-DUR-0830-S	75-DUR-0830-R	Durastan (Phenolic)						
			75-UIR-0830-S	75-UIR-0830-R	Polyurethane on Iron						
		3,100 lbs.	75-CIR-0830-S	75-CIR-0830-R	Cast Iron						
		3,100 lbs.	75-DLR-0830-S	75-DLR-0830-R	Laminated Durastan (Phenolic)						
		5,000 lbs.	75-VIR-0830-S	75-VIR-0830-R	V-Groove Iron						
6,000 lbs.		75-FSR-0830-S	75-FSR-0830-R	Forged Steel							
		75-VFR-0830-S	75-VFR-0830-R	V-Groove Forged							
		10"	2-1/2"	2,370 lbs.	75-UIR-1025-S	75-UIR-1025-R	Polyurethane on Iron			7-1/4"	11-1/2"
				2,500 lbs.	75-DUR-1025-S	75-DUR-1025-R	Durastan (Phenolic)				
					75-CIR-1025-S	75-CIR-1025-R	Cast Iron				
			3"	2,000 lbs.	75-UOR-1030-S	75-UOR-1030-R	Omega Polyurethane				
2,900 lbs.	75-DUR-1030-S			75-DUR-1030-R	Durastan (Phenolic)						
3,600 lbs.	75-DLR-1030-S			75-DLR-1030-R	Laminated Durastan (Phenolic)						
	75-UIR-1030-S	75-UIR-1030-R		Polyurethane on Iron							
3,000 lbs.	75-GTB-1030-S	75-GTB-1030-R		Ergo GT (Solid Elastomer) · PBB*							
4,000 lbs.	75-CIR-1030-S	75-CIR-1030-R		Cast Iron							
5,000 lbs.	75-VIR-1030-S	75-VIR-1030-R	V-Groove Iron								
	75-VFR-1030-S	75-VFR-1030-R	V-Groove Forged								
6,000 lbs.	75-FSR-1030-S	75-FSR-1030-R	Forged Steel								
	12"	2-1/2"	2,700 lbs.	75-UIR-1225-S	75-UIR-1225-R	Polyurethane on Iron	8-11/16"	13-1/2"			
			3,000 lbs.	75-DUR-1225-S	75-DUR-1225-R	Durastan (Phenolic)					
				3,450 lbs.	75-UIR-1230-S	75-UIR-1230-R			Polyurethane on Iron		
		3"	3,500 lbs.	75-DUR-1230-S	75-DUR-1230-R	Durastan (Phenolic)					
			3,900 lbs.	75-UTR-1230-S	75-UTR-1230-R	Ultra Thick Polyurethane on Iron					
4,300 lbs.			75-DLR-1230-S	75-DLR-1230-R	Laminated Durastan (Phenolic)						
5,000 lbs.	75-CIR-1230-S	75-CIR-1230-R	Cast Iron								
6,000 lbs.	75-VIR-1230-S	75-VIR-1230-R	V-Groove Iron								

* Precision Ball Bearing

HEAVY DUTY CASTERS


RWM 76 SERIES

FEATURES

- SWIVEL DESIGN: Patented Kingpinless Single Ball Bearing Precision Machined Raceway Hardened to 50 Rockwell 'C'. Swivel Section Features a 3" Diameter Raceway with 1/2" Ball Bearings.
- TOP PLATE: 3/8" Steel
- LEGS: 3/8" Steel
- FINISH: Laguna Blue Paint
- AXLE: 3/4" Bolt and Locking Nut

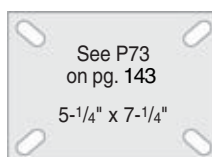
OPTIONS

DSL	Demountable Swivel Lock
HT	High Temperature Lubrication
RS	Race Seal
LT	Low Temperature Lubrication
NY	Notched Yoke
SL	4 - Position Swivel Lock
SR	Sealed Swivel
WB	Wheel Brake
WS	Wheel Seals
ZP	Zinc Plated
TRB	Tapered Roller Bearings



Incorporating RWM's unique and patented kingpinless design this caster is built to take continuous punishment from the toughest industrial applications. The kingpinless design provides superior swivel action with a single row of ball bearings rolling in a mirror smooth and hardened raceway. This series of casters offers improved swivel action, longer service life, reduced maintenance costs and down time and improved productivity. Roller bearings are standard, see page 73 to determine the best bearing for your application.

Mounting Options



Standard
Plate

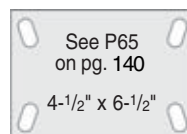


Plate Option
75

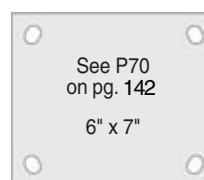


Plate Option
90

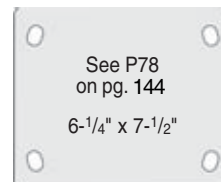


Plate Option
95

HEAVY DUTY CASTERS

RWM 76 SERIES

WHEEL DIA.	TREAD WIDTH	DYNAMIC LOAD	PART #		WHEEL MATERIAL	SWIVEL RADIUS	LOAD HEIGHT			
			SWIVEL	RIGID						
6"	2-1/2"	1,600 lbs.	76-DUR-0625-S	76-DUR-0625-R	Durastan (Phenolic)	5-7/32"	8"			
		1,620 lbs.	76-UIR-0625-S	76-UIR-0625-R	Polyurethane on Iron					
		1,800 lbs.	76-CIR-0625-S	76-CIR-0625-R	Cast Iron					
		2,300 lbs.	76-GTB-0625-S	76-GTB-0625-R	Ergo GT (Solid Elastomer) · PBB*					
		2,500 lbs.	76-VIR-0625-S	76-VIR-0625-R	V-Groove Iron					
	4,000 lbs.	76-FSR-0625-S	76-FSR-0625-R	Forged Steel						
	3"	2,000 lbs.	76-DUR-0630-S	76-DUR-0630-R	Durastan (Phenolic)					
			76-UIR-0630-S	76-UIR-0630-R	Polyurethane on Iron					
		2,500 lbs.	76-DLR-0630-S	76-DLR-0630-R	Laminated Durastan (Phenolic)					
		3,000 lbs.	76-CIR-0630-S	76-CIR-0630-R	Cast Iron					
		6,000 lbs.	76-FSR-0630-S	76-FSR-0630-R	Forged Steel					
	7,000 lbs.	76-VFR-0630-S	76-VFR-0630-R	V-Groove Forged						
	8"	2-1/2"	1,800 lbs.	76-CIR-0825-S	76-CIR-0825-R			Cast Iron	6-29/32"	10-1/2"
			2,000 lbs.	76-DUR-0825-S	76-DUR-0825-R			Durastan (Phenolic)		
			76-UIR-0825-S	76-UIR-0825-R	Polyurethane on Iron					
2,400 lbs.			76-GTB-0825-S	76-GTB-0825-R	Ergo GT (Solid Elastomer) · PBB*					
3,000 lbs.			76-VIR-0825-S	76-VIR-0825-R	V-Groove Iron					
4,000 lbs.		76-FSR-0825-S	76-FSR-0825-R	Forged Steel						
3"		1,600 lbs.	76-UOR-0830-S	76-UOR-0830-R	Omega Polyurethane					
		2,500 lbs.	76-DUR-0830-S	76-DUR-0830-R	Durastan (Phenolic)					
			76-UIR-0830-S	76-UIR-0830-R	Polyurethane on Iron					
			76-CIR-0830-S	76-CIR-0830-R	Cast Iron					
		3,100 lbs.	76-DLR-0830-S	76-DLR-0830-R	Laminated Durastan (Phenolic)					
		5,000 lbs.	76-VIR-0830-S	76-VIR-0830-R	V-Groove Iron					
		5,500 lbs.	76-FSR-0830-S	76-FSR-0830-R	Forged Steel					
6,000 lbs.		76-VFR-0830-S	76-VFR-0830-R	V-Groove Forged						
10"	2-1/2"	2,370 lbs.	76-UIR-1025-S	76-UIR-1025-R	Polyurethane on Iron	8-3/8"	12-1/2"			
		2,500 lbs.	76-DUR-1025-S	76-DUR-1025-R	Durastan (Phenolic)					
		76-CIR-1025-S	76-CIR-1025-R	Cast Iron						
	3"	1,500 lbs.	76-RIR-1030-S	76-RIR-1030-R	Rubber on Iron					
		2,000 lbs.	76-UOR-1030-S	76-UOR-1030-R	Omega Polyurethane					
		2,900 lbs.	76-DUR-1030-S	76-DUR-1030-R	Durastan (Phenolic)					
		3,000 lbs.	76-UIR-1030-S	76-UIR-1030-R	Polyurethane on Iron					
			76-GTB-1030-S	76-GTB-1030-R	Ergo GT (Solid Elastomer) · PBB*					
		3,600 lbs.	76-DLR-1030-S	76-DLR-1030-R	Laminated Durastan (Phenolic)					
		4,000 lbs.	76-CIR-1030-S	76-CIR-1030-R	Cast Iron					
		5,000 lbs.	76-VIR-1030-S	76-VIR-1030-R	V-Groove Iron					
	6,000 lbs.	76-VFR-1030-S	76-VFR-1030-R	V-Groove Forged						
		76-FSR-1030-S	76-FSR-1030-R	Forged Steel						
	12"	2-1/2"	2,700 lbs.	76-UIR-1225-S	76-UIR-1225-R			Polyurethane on Iron	10-5/16"	15-1/2"
3,000 lbs.			76-DUR-1225-S	76-DUR-1225-R	Durastan (Phenolic)					
3"		3,400 lbs.	76-UIR-1230-S	76-UIR-1230-R	Polyurethane on Iron					
		3,500 lbs.	76-DUR-1230-S	76-DUR-1230-R	Durastan (Phenolic)					
		3,900 lbs.	76-UTR-1230-S	76-UTR-1230-R	Ultra Thick Polyurethane on Iron					
		4,300 lbs.	76-DLR-1230-S	76-DLR-1230-R	Laminated Durastan (Phenolic)					
		5,000 lbs.	76-CIR-1230-S	76-CIR-1230-R	Cast Iron					
		6,000 lbs.	76-VIR-1230-S	76-VIR-1230-R	V-Groove Iron					

* Precision Ball Bearing

HEAVY DUTY CASTERS

RWM 95 SERIES

FEATURES

- SWIVEL DESIGN: Patented Kingpinless Single Ball Bearing Precision Machined Raceway Hardened to 50 Rockwell 'C'. Swivel Section Features a 4-1/2" Diameter Raceway with 3/4" Ball Bearings.
- TOP PLATE: 1/2" Steel - SAE 1045 Hot Steel Forging
- LEGS: 3/8" Steel - Double Welded
- FINISH: Laguna Blue Paint
- AXLE: 3/4", 1" or 1-1/4" Bolt and Locking Nut

OPTIONS

DSL	Demountable Swivel Lock
HDSL	Heavy Duty Threaded Swivel Lock
HT	High Temperature Lubrication
LT	Low Temperature Lubrication
NY	Notched Yoke
SL	4 - Position Swivel Lock
WB	Wheel Brake
WS	Wheel Seals
ZP	Zinc Plated



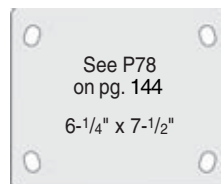
95-UIR-0840-S



FCB Cam Brake

See brake section on
pgs. 46 - 47

Incorporating RWM's unique and patented kingpinless design this caster is built to take continuous punishment from the toughest industrial applications. The kingpinless design provides superior swivel action with a single row of ball bearings rolling in a mirror smooth and hardened raceway. This series of casters offers improved swivel action, longer service life, reduced maintenance costs and down time and improved productivity. Roller bearings are standard, see page 73 to determine the best bearing for your application.



HEAVY DUTY CASTERS

RWM 95 SERIES

WHEEL DIA.	TREAD WIDTH	DYNAMIC LOAD	PART #		WHEEL MATERIAL	SWIVEL RADIUS	LOAD HEIGHT
			SWIVEL	RIGID			
6"	2-1/2"	4,000 lbs.	95-FSR-0625-S	95-FSR-0625-R	Forged Steel	4-3/4"	8-1/2"
		3"	2,000 lbs.	95-DUR-0630-S	95-DUR-0630-R		
			95-UIR-0630-S	95-UIR-0630-R	Polyurethane on Iron		
	3,000 lbs.		95-CIR-0630-S	95-CIR-0630-R	Cast Iron		
	6,000 lbs.		95-FSR-0630-S	95-FSR-0630-R	Forged Steel		
	7,000 lbs.	95-VFR-0630-S	95-VFR-0630-R	V-Groove Forged			
8"	2-1/2"	3,000 lbs.	95-VIR-0825-S	95-VIR-0825-R	V-Groove Iron	6-3/16"	10-1/2"
		4,000 lbs.	95-FSR-0825-S	95-FSR-0825-R	Forged Steel		
	3"	1,600 lbs.	95-UOR-0830-S	95-UOR-0830-R	Omega Polyurethane		
			95-DUR-0830-S	95-DUR-0830-R	Durastan (Phenolic)		
		2,500 lbs.	95-UIR-0830-S	95-UIR-0830-R	Polyurethane on Iron		
			95-CIR-0830-S	95-CIR-0830-R	Cast Iron		
		5,000 lbs.	95-VIR-0830-S	95-VIR-0830-R	V-Groove Iron		
		5,500 lbs.	95-FSR-0830-S	95-FSR-0830-R	Forged Steel		
	4"	6,000 lbs.	95-VFR-0830-S	95-VFR-0830-R	V-Groove Forged		
		3,500 lbs.	95-UIR-0840-S	95-UIR-0840-R	Polyurethane on Iron		
		4,000 lbs.	95-CIR-0840-S	95-CIR-0840-R	Cast Iron		
		10,000 lbs.	95-FSR-0840-S	95-FSR-0840-R	Forged Steel		
10"	3"	2,000 lbs.	95-UOR-1030-S	95-UOR-1030-R	Omega Polyurethane	7-11/16"	12-1/2"
		2,900 lbs.	95-DUR-1030-S	95-DUR-1030-R	Durastan (Phenolic)		
		3,000 lbs.	95-UIR-1030-S	95-UIR-1030-R	Polyurethane on Iron		
		4,000 lbs.	95-CIR-1030-S	95-CIR-1030-R	Cast Iron		
		5,000 lbs.	95-VIR-1030-S	95-VIR-1030-R	V-Groove Iron		
		6,000 lbs.	95-FSR-1030-S	95-FSR-1030-R	Forged Steel		
		95-VFR-1030-S	95-VFR-1030-R	V-Groove Forged			
	4"	4,200 lbs.	95-UIR-1040-S	95-UIR-1040-R	Polyurethane on Iron		
		4,500 lbs.	95-UTR-1040-S	95-UTR-1040-R	Ultra Thick Polyurethane		
		10,000 lbs.	95-FSR-1040-S	95-FSR-1040-R	Forged Steel		
	5"	5,000 lbs.	95-UIR-1050-S	95-UIR-1050-R	Polyurethane on Iron		
12"	3"	3,400 lbs.	95-UIR-1230-S	95-UIR-1230-R	Polyurethane on Iron	9-5/8"	15-1/2"
		3,500 lbs.	95-DUR-1230-S	95-DUR-1230-R	Durastan (Phenolic)		
			95-UTR-1230-S	95-UTR-1230-R	Ultra Thick Polyurethane		
		5,000 lbs.	95-CIR-1230-S	95-CIR-1230-R	Cast Iron		
		6,000 lbs.	95-VIR-1230-S	95-VIR-1230-R	V-Groove Iron		
	4"	4,800 lbs.	95-UIR-1240-S	95-UIR-1240-R	Polyurethane on Iron		
		5,300 lbs.	95-UTR-1240-S	95-UTR-1240-R	Ultra Thick Polyurethane		
		6,000 lbs.	95-UIR-1250-S	95-UIR-1250-R	Polyurethane on Iron		
	5"	6,500 lbs.	95-UTR-1250-S	95-UTR-1250-R	Ultra Thick Polyurethane		

HEAVY DUTY CASTERS

RWM 125 SERIES

FEATURES

- SWIVEL DESIGN: Patented Kingpinless Single Ball Precision Machined Raceway Hardened to 50 Rockwell 'C'. Swivel Section Features a 7" Diameter Raceway with 3/4" Ball Bearings.
- TOP PLATE: 1/2" Steel
- LEGS: 1/2" Steel - Double Welded
- FINISH: Laguna Blue Paint



125-UIR-1040-S

See Mounting Options Below

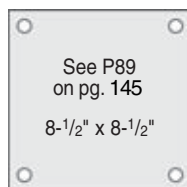
OPTIONS

- DSL Demountable Swivel Lock
- HDSL Heavy Duty Swivel Lock
- HT High Temperature Lubrication
- LT Low Temperature Lubrication
- NY Notched Yoke
- SL 4 - Position Swivel Lock
- SR Sealed Swivel Raceway
- TRB Tapered Roller Bearing
- PCWB Poly Cam Wheel Brake
- WB Wheel Brake
- WS Wheel Seals

Incorporating RWM's unique and patented kingpinless design this caster is built to take continuous punishment from the toughest industrial applications. The kingpinless design provides superior swivel action with a single row of ball bearings rolling in a mirror smooth and hardened raceway. This series of casters offers improved swivel action, longer service life, reduced maintenance costs and down time and improved productivity. Roller bearings are standard, see page 73 to determine the best bearing for your application.

WHEEL DIA.	TREAD WIDTH	DYNAMIC LOAD	PART #		WHEEL MATERIAL	SWIVEL RADIUS	LOAD HEIGHT
			SWIVEL	RIGID			
8"	4"	3,500 lbs.	125-UIR-0840-S	125-UIR-0840-R	Ultra Thick Polyurethane	6-1/16"	11"
		4,000 lbs.	125-CIR-0840-S	125-CIR-0840-R	Cast Iron		
		10,000 lbs.	125-VFR-0840-S	125-VFR-0840-R	V-Groove Forged		
			125-FSR-0840-S	125-FSR-0840-R	Forged Steel		
10"	4"	4,200 lbs.	125-UIR-1040-S	125-UIR-1040-R	Polyurethane on Iron	7-7/16"	13"
		4,500 lbs.	125-UTR-1040-S	125-UTR-1040-R	Ultra Thick Polyurethane		
		5,000 lbs.	125-CIR-1040-S	125-CIR-1040-R	Cast Iron		
		10,000 lbs.	125-FSR-1040-S	125-FSR-1040-R	Forged Steel		
			125-VFR-1040-S	125-VFR-1040-R	V-Groove Forged		
		5"	5,000 lbs.	125-UIR-1050-S	125-UIR-1050-R		
	6,000 lbs.		125-CIR-1050-S	125-CIR-1050-R	Cast Iron		
	11"	5"	5,500 lbs.	125-UIR-1150-S	125-UIR-1150-R		
6"		10,000 lbs.	125-CIR-1160-S	125-CIR-1160-R	Cast Iron	8-1/4"	
12"	4"	4,800 lbs.	125-UIR-1240-S	125-UIR-1240-R	Polyurethane on Iron	9"	15-1/2"
		5,300 lbs.	125-UTR-1240-S	125-UTR-1240-R	Ultra Thick Polyurethane		
	5"	6,000 lbs.	125-UIR-1250-S	125-UIR-1250-R	Polyurethane on Iron		
		6,500 lbs.	125-UTR-1250-S	125-UTR-1250-R	Ultra Thick Polyurethane		
	6"	7,500 lbs.	125-UIR-1260-S	125-UIR-1260-R	Polyurethane on Iron		
		10,000 lbs.	125-CIR-1260-S	125-CIR-1260-R	Cast Iron		
14"	4"	6,200 lbs.	125-UTR-1440-S	125-UTR-1440-R	Ultra Thick Polyurethane	10-11/16"	18"
	5"	7,600 lbs.	125-UTR-1450-S	125-UTR-1450-R	Ultra Thick Polyurethane		
	6"	7,800 lbs.	125-UIR-1460-S	125-UIR-1460-R	Polyurethane on Iron		
16"	4"	6,000 lbs.	125-UIR-1640-S	125-UIR-1640-R	Polyurethane on Iron	11-17/32"	19"
		7,100 lbs.	125-UTR-1640-S	125-UTR-1640-R	Ultra Thick Polyurethane		
	5"	8,400 lbs.	125-UIR-1250-S	125-UIR-1250-R	Polyurethane on Iron		
			125-UTR-1250-S	125-UTR-1250-R	Ultra Thick Polyurethane		

Mounting Options



Standard Plate

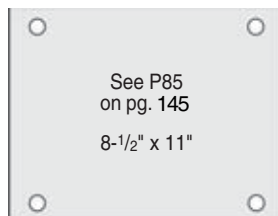


Plate Option LL



See brake section on pgs. 46 - 47

HEAVY DUTY CASTERS

RWM 2-75 SERIES DUAL WHEEL


FEATURES

- SWIVEL DESIGN: Patented Kingpinless Single Ball Race Precision Machined Swivel. Swivel is Hardened and is 3" Diameter with 1/2" Ball Bearings.
- TOP PLATE: 5/16" Steel.
- LEGS: 5/16" Steel with Center Leg for Strength.
- FINISH: Blue Paint.
- DUAL WHEELS: For Heavy Loads

OPTIONS

- DSL Demountable Swivel Lock
- HT High Temperature Lubrication
- LT Low Temperature Lubrication
- NY Notched Yoke
- SL 4 - Position Swivel Lock
- SR Sealed Swivel Raceway
- TG Thread Guards
- WB Wheel Brake
- WS Wheel Seals
- ZP Zinc Plate

See Mounting Options Below



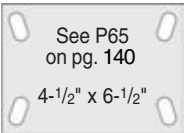
2-75-UIR-0820-S

Incorporating RWM's unique and patented kingpinless design this caster is built to take continuous punishment from the toughest industrial applications. The kingpinless design provides superior swivel action with a single row of ball bearings rolling in a mirror smooth and hardened raceway. This series of casters offers improved swivel action, longer service life, reduced maintenance costs and down time and improved productivity. Roller bearings are standard, see page 73 to determine the best bearing for your application.

WHEEL DIA.	TREAD WIDTH	DYNAMIC LOAD	PART #	WHEEL MATERIAL	SWIVEL RADIUS	LOAD HEIGHT
5"	2"	800 lbs.	2-75-RIR-0520-S	Rubber on Iron	3-15/16"	7-1/2"
		2,000 lbs.	2-75-DUR-0520-S	Durastan (Phenolic)		
		2,100 lbs.	2-75-CIR-0520-S	Cast Iron		
		2,400 lbs.	2-75-UIR-0520-S	Polyurethane on Iron		
6"	2"	820 lbs.	2-75-RIR-0620-S	Rubber on Iron	4-7/16"	8"
		2,000 lbs.	2-75-UOR-0620-S	Omega Polyurethane		
		2,400 lbs.	2-75-DUR-0620-S	Durastan (Phenolic)		
			2-75-CIR-0620-S	Cast Iron		
		2,460 lbs.	2-75-UIR-0620-S	Polyurethane on Iron		
8"	2"	3,000 lbs.	2-75-GTB-0620-S	Ergo GT (Solid Elastomer) · PBB*	5-15/16"	10 -1/8"
		1,000 lbs.	2-75-RIR-0820-S	Rubber on Iron		
		2,400 lbs.	2-75-UOR-0820-S	Omega Polyurethane		
		2,800 lbs.	2-75-DUR-0820-S	Durastan (Phenolic)		
			2-75-CIR-0820-S	Cast Iron		
		3,000 lbs.	2-75-UIR-0820-S	Polyurethane on Iron		
	2-75-GTB-0820-S	Ergo GT (Solid Elastomer) · PBB*				

* Precision Ball Bearing

Mounting Options



Standard Plate

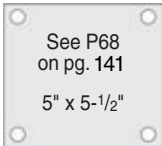


Plate Option 43

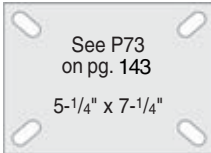


Plate Option 76

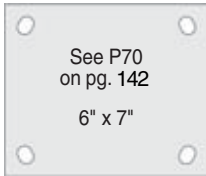
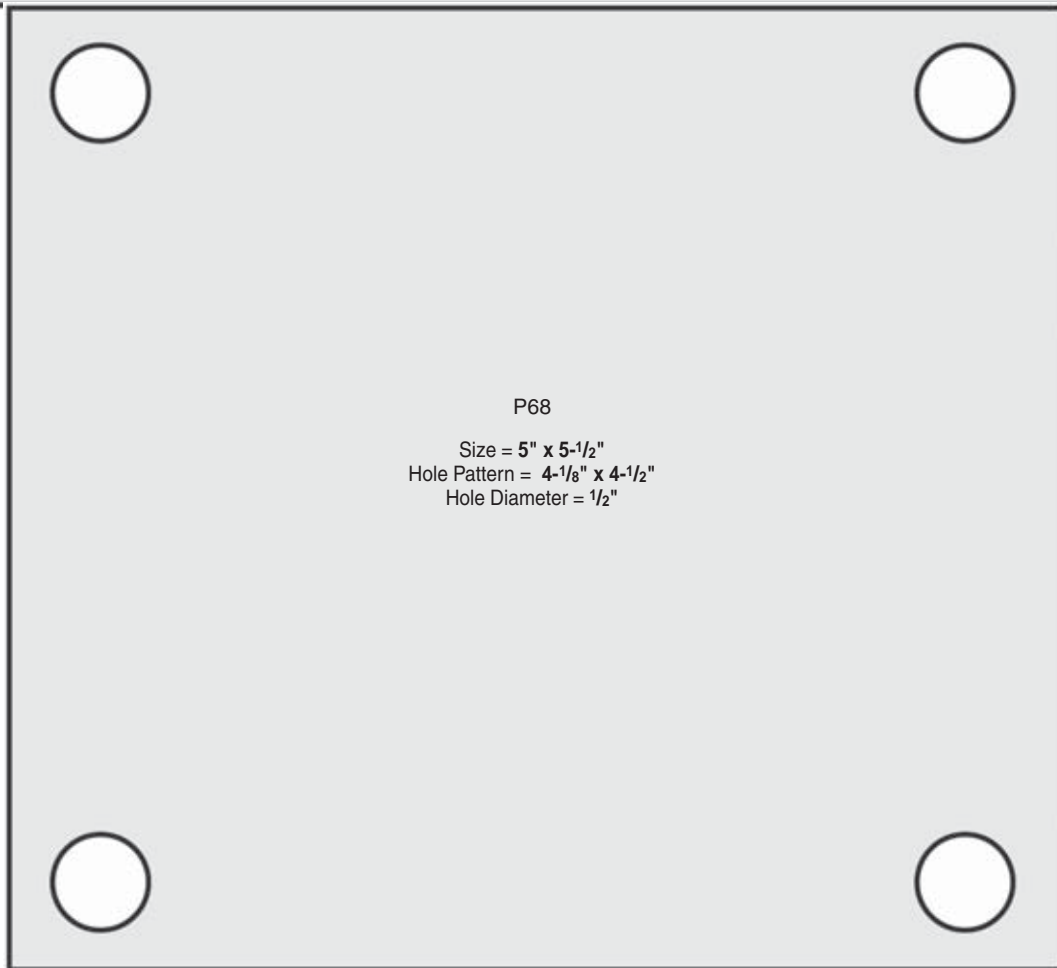



Plate Option 90

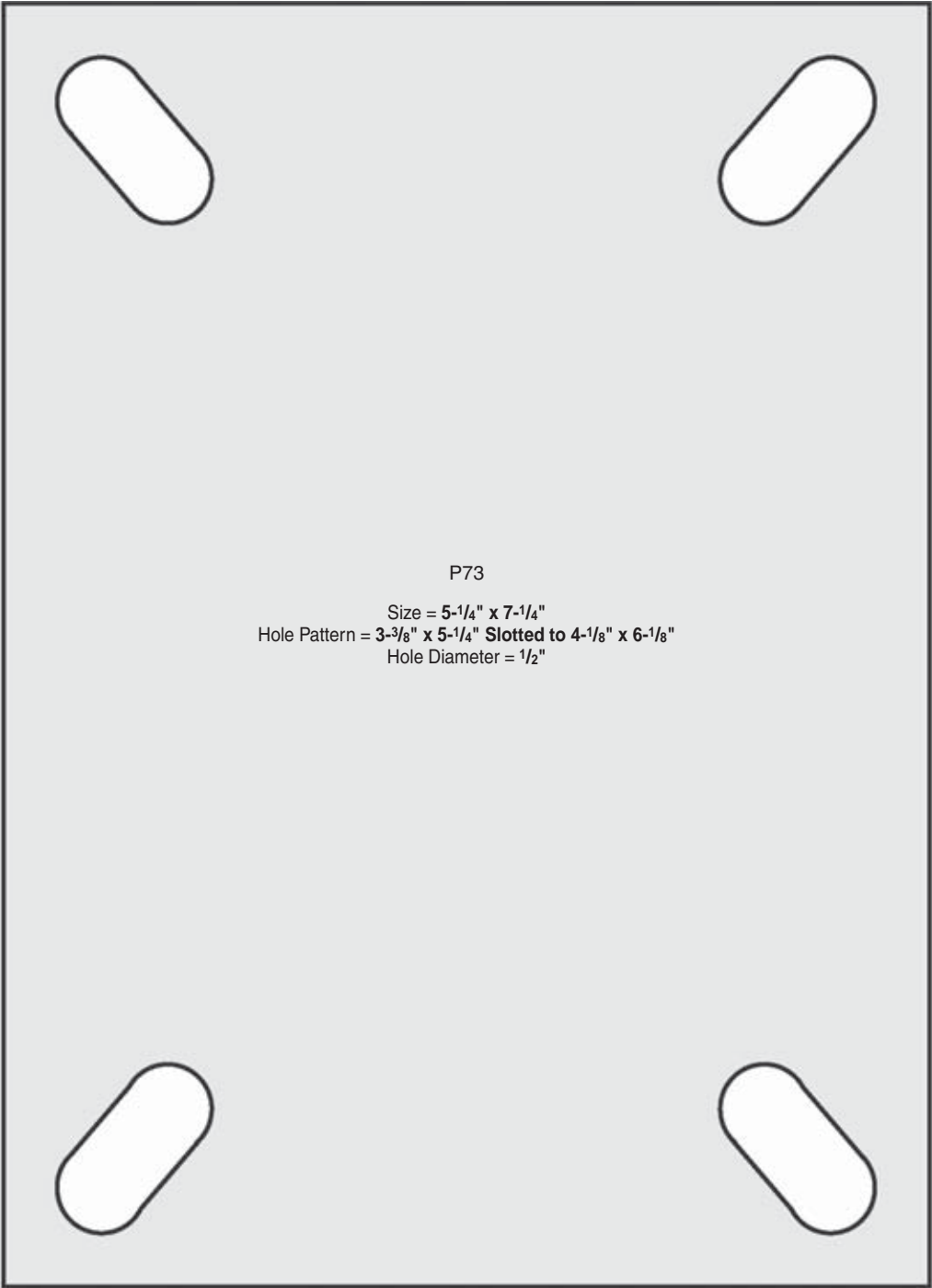


HEAVY DUTY CASTERS

Drawings Full Scale

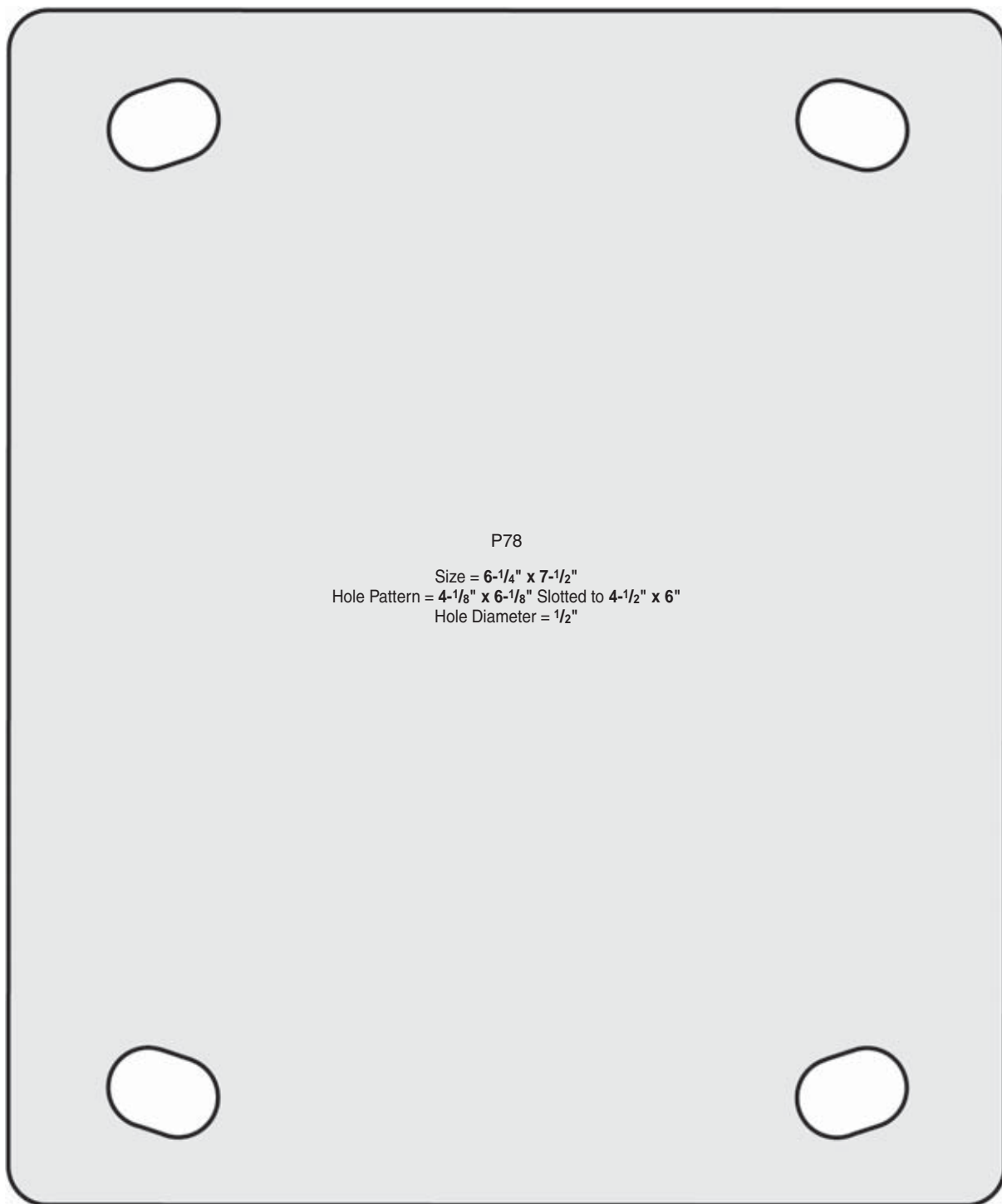


Drawings Full Scale



HEAVY DUTY CASTERS

Drawings Full Scale



P78

Size = $6\text{-}\frac{1}{4}\text{''}$ x $7\text{-}\frac{1}{2}\text{''}$

Hole Pattern = $4\text{-}\frac{1}{8}\text{''}$ x $6\text{-}\frac{1}{8}\text{''}$ Slotted to $4\text{-}\frac{1}{2}\text{''}$ x 6''

Hole Diameter = $\frac{1}{2}\text{''}$

HEAVY DUTY CASTERS

Drawings NOT to Scale

